

## CUBAN



## CUBAN



23288 CUBAN SILVER ORNATE/22,3  
Q6 (22,3x22,3 cm — 8<sup>3</sup>/<sub>4</sub>x8<sup>3</sup>/<sub>4</sub>\*)  
5 patterns



23289 CUBAN SILVER SKY/22,3  
Q6 (22,3x22,3 cm — 8<sup>3</sup>/<sub>4</sub>x8<sup>3</sup>/<sub>4</sub>\*)  
5 patterns




23290 CUBAN BLOCK/22,33  
Q6 (22,3x22,3 cm — 8<sup>3</sup>/<sub>4</sub>x8<sup>3</sup>/<sub>4</sub>\*)  
5 patterns




23287 CUBAN SILVER STAR/22,3  
Q6 (22,3x22,3 cm — 8<sup>3</sup>/<sub>4</sub>x8<sup>3</sup>/<sub>4</sub>\*)  
5 patterns



23285 CUBAN SILVER ARROW/22,3  
Q6 (22,3x22,3 cm — 8<sup>3</sup>/<sub>4</sub>x8<sup>3</sup>/<sub>4</sub>\*)  
5 patterns



25373 BAYAMO GREY/22,3  
Q6 (22,3x22,3 cm — 8<sup>3</sup>/<sub>4</sub>x8<sup>3</sup>/<sub>4</sub>\*)  
5 patterns




23286 CUBAN WHITE ORNATE/22,3  
Q6 (22,3x22,3 cm — 8<sup>3</sup>/<sub>4</sub>x8<sup>3</sup>/<sub>4</sub>\*)  
5 patterns



23284 CUBAN WHITE STAR/22,3  
Q6 (22,3x22,3 cm — 8<sup>3</sup>/<sub>4</sub>x8<sup>3</sup>/<sub>4</sub>\*)  
5 patterns



25374 BAYAMO WHITE/22,3  
Q6 (22,3x22,3 cm — 8<sup>3</sup>/<sub>4</sub>x8<sup>3</sup>/<sub>4</sub>\*)  
5 patterns



## TECHNICAL CHARACTERISTICS

	MATT	GLOSS	SHADE VARIATION	SHOWER WALL	SHOWER FLOOR	FLOOR TRAFFIC	ANTISLIP	
CUBAN	•	•	•	•	•	•	R10	C2 +36WET
BAYAMO	•	•	•	•	•	•	R10	C2 +36WET

## PACKING

UNIT	PIECES	PIECES	PIECES	m <sup>2</sup>	kg	kg	kg	m <sup>2</sup>	kg	kg	cm	THICKNESS	THICKNESS	
PIECE	m <sup>2</sup>	BOX	m <sup>2</sup>	BOX	BOX	BOX (kg)	BOX (kg)	BOX (kg)	BOX (kg)	BOX (kg)	PALLETT	(mm)	(inch)	
CUBAN	•	20	1,87	20	0,99	10,71	23,5	51,7	60	59,4	639,36	120x80x105	10	0,39
BAYAMO	•	20	1,87	20	0,99	10,71	23,5	51,7	60	59,4	639,36	120x80x105	10	0,39