

FS Aurora

Single fired floor tiles



FS Aurora White



FS Aurora Black



FS Aurora Blue



FS Aurora Sage




M. FS FRINGE White



M. FS FRINGE Black




M. FS FRINGE Blue



M. FS FRINGE Sage



D. FS FRINGE White



D. FS FRINGE Black




D. FS FRINGE Blue



D. FS FRINGE Sage

FS AURORA



10 patterns


45 * 45 * 1,05 cm | 18 * 18"

NO RECTIFIED	NATURAL
	BN14
BLACK	27277
BLUE	27279
SAGE	27278
WHITE	27276



Rodapie - Skirting (R. FS 0)
8 * 45 cm | 3 * 18" P8

D. FS FRINGE




gloss 12 * 24 * 0,9 cm | 5 * 9"

NO RECTIFIED	NATURAL
	P6
D. FS FRINGE BLACK	26335
D. FS FRINGE BLUE	26334
D. FS FRINGE SAGE	26336
D. FS FRINGE WHITE	26333



27779 L. FS BRASS/22,3 _
22,3 * 1 cm | 9 * 0,4" _ P43

M. FS FRINGE



gloss 5 * 24 cm | 2 * 9"

NO RECTIFIED	NATURAL
	P14
M. FS FRINGE BLACK	27937
M. FS FRINGE BLUE	27938
M. FS FRINGE SAGE	27939
M. FS FRINGE WHITE	27940

CARACTERÍSTICAS TÉCNICAS | TECHNICAL CHARACTERISTICS

joint	versatile	matt
diferent shades	shade variation	various graphics

CARACTERÍSTICAS TÉCNICAS ANTIDESLIZAMIENTO | ANTI-SLIP CHARACTERISTICS

Ensayo Essay	Características Features	Resultado Result
DIN 51130	Ángulo crítico (Pies calzados) Critical angle (footwear)	R9
BS 7976-2	Antideslizamiento (Test del péndulo) Slip resistance (Pendulum test-PTV)	+ 36 Wet
UNE-ENV 12633	Antideslizamiento (Test del péndulo) Slip resistance (Pendulum test)	Class 1
ANSI A.1371	Coefficiente de Fricción Dinámico Dynamic Coefficient of Friction (DCOF)	>0,42
ISO 10545-7	Resistencia a la Abrasión Superficial/Resistance to Surface Abrasion	PEI 4

EMBALAJE | PACKING

(Los pesos aquí reflejados pueden sufrir ligeras variaciones en función del lote de producción. Weights shown here may slightly vary depending on the production lot.)

Formato Sizes	Cajas Boxes			Pallet				Cont./20' 21500 kg.	Cont./20' 24000 kg.
	Piezas	m ² / sq.m	kg	Cajas	m ² / sq.m	kg	Tamaño cm aprox.		
cm									
45 * 45 * 1,05	5	1	23,139	66	66	1551	120 * 80 * 105	914,89	1021,28
inch	Units	ft ²	lb	Boxes	ft ²	lb	Sizes inch approx.	ft ²	ft ²
17 11/16 * 17 11/16 * 7/16	5	10,76	51,02	66	710,42	3419,96	47 1/4 * 31 1/2 * 41 5/16	9847,91	10993,02