

FS Etna

Single fired floor tiles


FS Etna White




FS Etna Black




FS Etna Blue



FS Etna Sage



FS ETNA



11 patterns

33 * 33 * 0,95 cm | 13 * 13"

NO RECTIFIED	NATURAL
	BN14
BLACK	27230
BLUE	27232
SAGE	27233
WHITE	27231


D. FS FRINGE



12 * 24 * 0,9 cm | 5 * 9"

NO RECTIFIED	NATURAL
	P6
D. FS FRINGE BLACK	26335
D. FS FRINGE BLUE	26334
D. FS FRINGE SAGE	26336
D. FS FRINGE WHITE	26333

M. FS FRINGE



5 * 24 cm | 2 * 9"

NO RECTIFIED	NATURAL
	P14
M. FS FRINGE BLACK	27937
M. FS FRINGE BLUE	27938
M. FS FRINGE SAGE	27939
M. FS FRINGE WHITE	27940

CARACTERÍSTICAS TÉCNICAS | TECHNICAL CHARACTERISTICS

joint	versatile	matt	diferent shades	shade variation	various graphics

CARACTERÍSTICAS TÉCNICAS ANTIDESLIZAMIENTO | ANTI-SLIP CHARACTERISTICS

Ensayo Essay	Características Features	Resultado Result
DIN 51130	Ángulo crítico (Pies calzados) Critical angle (footwear)	R9
UNE-ENV 12633	Antideslizamiento (Test del péndulo) Slip resistance (Pendulum test)	Class 1
ANSI A.1371	Coefficiente de Fricción Dinámico Dynamic Coefficient of Friction (DCOF)	>0,42
ISO 10545-7	Resistencia a la Abrasión Superficial/Resistance to Surface Abrasion	PEI 4

EMBALAJE | PACKING

(Los pesos aquí reflejados pueden sufrir ligeras variaciones en función del lote de producción. Weights shown here may slightly vary depending on the production lot.)

Formato Sizes	Cajas Boxes			Pallet			Cont./20'	Cont./20'	
	Piezas	m2/ sq.m	kg	Cajas	m2/ sq.m	kg	Tamaño cm aprox.	m2/ sq.m	m2/ sq.m
33 * 33 * 0,95	10	1,09	21,712	48	52,32	1066	120 * 80 * 81	1055,23	1177,94
inch	Units	ft2	lb	Boxes	ft2	lb	Sizes inch approx.	ft2	ft2
13 * 13 * 3/8	10	11,73	47,87	48	563,17	2350,53	49 1/4 * 31 1/2 * 31 7/8	11358,54	12679,31