



FS Star

Single fired floor tiles

NEW




FS STAR ARA



45 * 45 * 1,05 cm | 18 * 18"

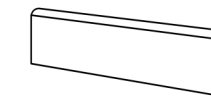
| NO RECTIFIED | NATURAL |
|--------------|------------|
| BLACK | BN14 28148 |

FS STAR



45 * 45 * 1,05 cm | 18 * 18"


| NO RECTIFIED | NATURAL |
|--------------|---------|
| BLUE | 23200 |
| OXIDE | 23198 |
| SAGE | 23199 |
| N | 19136 |
| WHITE | 27325 |



Rodapie - Skirting (R. FS 0)
8 * 45 cm | 3 * 18" P8

27779 L. FS BRASS/22,3 _
22,3 * 1 * 1 cm | 9 * 0,4" _ P43

M. FS FRINGE



5 * 24 cm | 2 * 9"

| gloss | NO RECTIFIED | NATURAL |
|-------|--------------------|---------|
| | | P14 |
| | M. FS FRINGE BLACK | 27937 |
| | M. FS FRINGE BLUE | 27938 |
| | M. FS FRINGE SAGE | 27939 |
| | M. FS FRINGE WHITE | 27940 |

D. FS FRINGE



12 * 24 * 0,9 cm | 5 * 9"

| gloss | NO RECTIFIED | NATURAL |
|-------|--------------------|---------|
| | | P6 |
| | D. FS FRINGE BLACK | 26335 |
| | D. FS FRINGE BLUE | 26334 |
| | D. FS FRINGE SAGE | 26336 |
| | D. FS FRINGE WHITE | 26333 |

CARACTERÍSTICAS TÉCNICAS | TECHNICAL CHARACTERISTICS

| joint | versatile | mat | diferent shades | shade variation | various graphics |
|-------|-----------|-----|-----------------|-----------------|------------------|
| | | | | | |

CARACTERÍSTICAS TÉCNICAS ANTIDESLIZAMIENTO | ANTI-SLIP CHARACTERISTICS

| Ensayo Essay | Características Features | Resultado Result |
|----------------|--|--------------------|
| DIN 51130 | Ángulo crítico (Pies calzados) Critical angle (footwear) | R9 |
| BS-7976-2 | Antideslizamiento (Test del péndulo) Slip resistance (Pendulum test-PTV) | +36 Wet |
| UNE-ENV 12633 | Antideslizamiento (Test del péndulo) Slip resistance (Pendulum test) | Class 1 |
| ANSI A137.1 | Coefficiente de Fricción Dinámico Dynamic Coefficient of Friction (DCOF) | > 0,42 |
| ISO 10545-7 | Resistencia a la Abrasión Superficial/Resistance to Surface Abrasion | PEI 4 |

EMBALAJE | PACKING

(Los pesos aquí reflejados pueden sufrir ligeras variaciones en función del lote de producción. Weights shown here may slightly vary depending on the production lot.)

| Formato Sizes | Cajas Boxes | | | Pallet | | | Cont./20' 21500 kg. | Cont./20' 24000 kg. | |
|----------------------------|---------------|-----------------------|--------|--------|-----------------------|---------|---------------------------|---------------------|-----------------|
| | Piezas | m ² / sq.m | kg | Cajas | m ² / sq.m | kg | | | |
| cm | | | | | | | | | |
| 45 * 45 * 1,05 | 5 | 1 | 23,139 | 66 | 66 | 1551 | 120 * 80 * 105 | 914,89 | 1021,28 |
| inch | units | ft ² | lb | Boxes | ft ² | lb | Sizes Inch approx. | ft ² | ft ² |
| 17 11/16 * 17 11/16 * 7/16 | 5 | 10,76 | 51,02 | 66 | 710,42 | 3419,96 | 47 1/4 * 31 1/2 * 41 5/16 | 9847,91 | 10993,02 |

