



**GRUN** — **GE**

collection

porcelain tiles

peronda



## USOS ILIMITADOS. MISMA SUPERFICIE

¿Imaginas poder tener un mismo suelo con iguales cualidades en todos los espacios de tus proyectos? El acabado All in one aúna suavidad y antideslizamiento. Ahora no hay por qué elegir, puedes tenerlo todo en un único producto.

## UNLIMITED PURPOSES. SAME SURFACE

Can you imagine having the very same flooring with identical features in every single space of your project? All in one finish brings softness and anti slip treatment together. There is no need to choose any more. You can have it all in just one product.

## MAYOR SUAVIDAD Y LIMPIEZA

Hasta ahora, las zonas húmedas estaban condenadas a la rugosidad. Ahora son más agradables y fáciles de limpiar gracias a la suavidad que nos aporta este nuevo acabado de Peronda.

## MORE SOFTNESS AND CLEANLINESS

Up to now, humid areas were doomed to roughness. They are nicer and easier to clean now thanks to the softness this brand-new Peronda's finish brings us.

## MENOR STOCK

El nuevo acabado All in one de Peronda es la mejor manera de optimizar el negocio, al permitirnos reducir stocks con este producto All in one. Con solo una referencia, somos capaces de satisfacer las diversas necesidades técnicas de tus proyectos.

## LESS STOCK

Peronda's new finish All in one is the best way to optimise business, for it lets us reduce the stock by using this all-in-one product. Just with one reference, we can satisfy the many technical needs of your project.

## MAYOR ARMONÍA

Ya podemos salir del salón a la terraza sin depender de los formatos ni de los tonos. La colocación del material sin límites nos aporta esa sensación de continuidad estética que tanto nos gusta.

## MORE HARMONY

We can already come out on the terrace regardless of neither formats nor tones. Unlimited ways of placing materials gives us a feeling of aesthetic continuation we really like.

# ALL IN ONE

Antislip Soft. Unlimited purposes.



\*Este icono indica que se trata de una pieza all in one.  
\*This icon shows this an all in one piece.





## DIFERENTES ESPACIOS

Grunge es ritmo, carácter y personalidad. La belleza del cemento desgastado en cuatro colores con una gráfica vanguardista y sin complejos.

Esta propuesta multiformato producida con la innovadora tecnología ALL IN ONE® nos aporta un tacto suave perfecto para interior siendo a su vez antideslizante, idóneo para las áreas más exigentes como son zonas exteriores o húmedas.

## DIFFERENT SPACES

A collection conspicuous for its rhythm and personality, Grunge emulates the beauty of worn cement in a choice of four colours, with an audacious modern design.

These multi-format tiles, manufactured using innovative ALL IN ONE® technology, have a smooth-feeling surface perfect for interiors, combined with a non-slip grip suitable for exteriors or wet areas.






**WHITE**



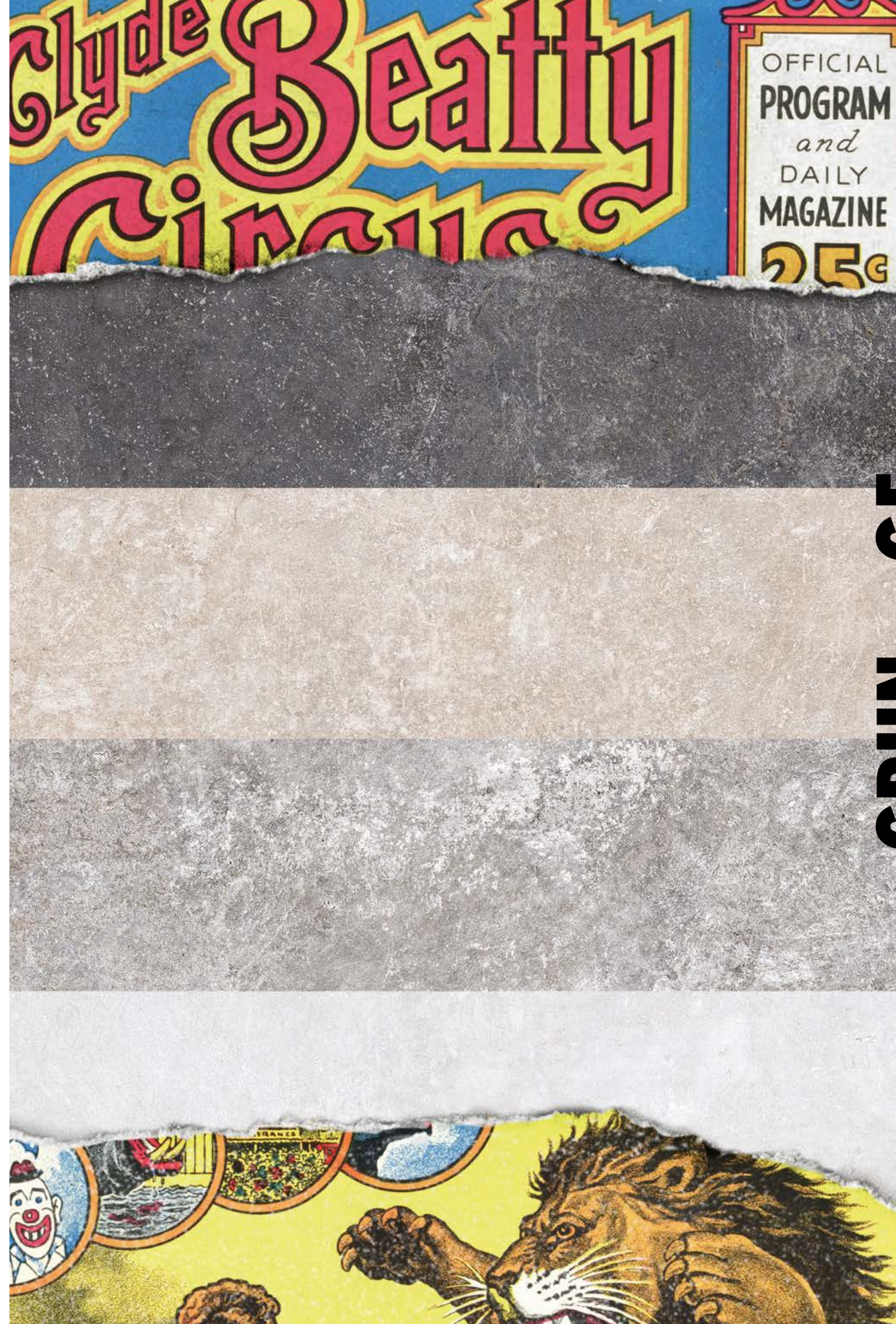
**BEIGE**



**GREY**



**ANTHRACITE**



**GRUNGE**

Floor 75,5 x 151  
60 x 120  
30 x 60  
90 x 90  
60 x 60

wall 32x90  
25x75

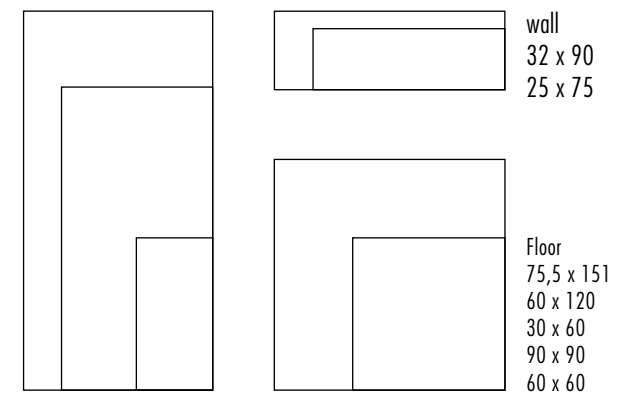




## GRUNGE WHITE

El color estrella de revestimiento, es perfecto para ampliar espacios. Solución luminosa y agradable tanto en el interior como en el exterior.

This is the collection's star colour, conceived to bring an added spacious feel to living spaces. It is a luminous attractive option for both interior and exterior spaces.







collection **GRUNGE WALL 32x90** \_\_\_\_ **WHITE**



collection **GRUNGE FLOOR AS 75,5x151** \_\_\_\_ **WHITE**





collection **GRUNGE FLOOR AS 60x120** — **WHITE**






collection **GRUNGE WALL STRIPES 32x90** \_\_\_\_ **WHITE**





collection **GRUNGE WALL 25x75** — **WHITE**



collection **GRUNGE FLOOR AS 60x60** — **WHITE**



**D.GRUNGE MOSAIC 30x30** — **WHITE**



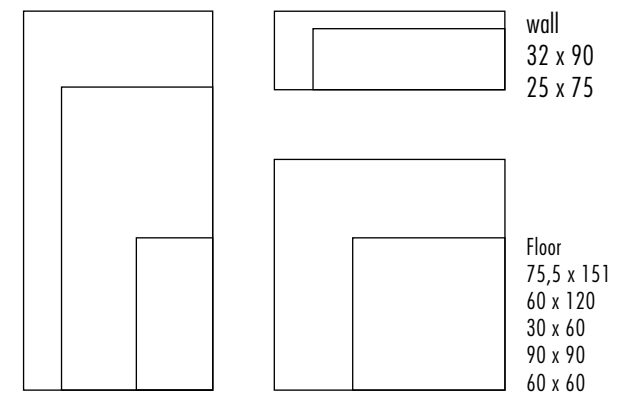




## GRUNGE BEIGE

Tonos cálidos para espacios donde buscamos el confort hogareño, pero, en este caso, con un punto diferenciador debido al trabajado desgaste de su gráfica.

A warm colour for settings in need of a homely cosy touch, in this case with an added distinctive allure thanks to its worn pattern.








collection **GRUNGE AS 60x60** — **BEIGE**







collection **GRUNGE WALL 32x90** \_\_\_\_ **BEIGE**  
collection **GRUNGE WALL STRIPES 32x90** \_\_\_\_ **BEIGE**



collection **GRUNGE FLOOR AS 60x60** \_\_\_\_ **BEIGE**






collection **GRUNGE PEAK 32x90** \_\_\_\_\_ **BEIGE**



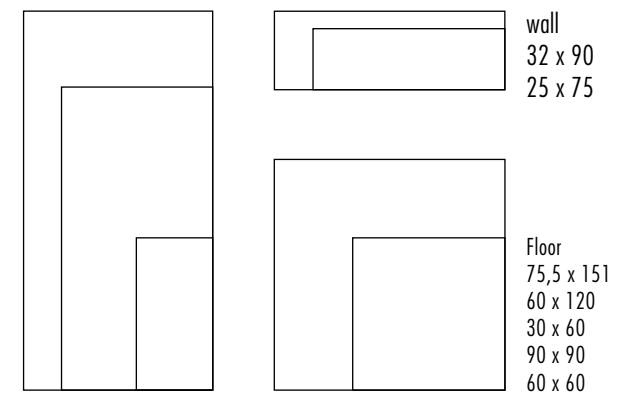




## GRUNGE GREY

El gris es el color del cemento por excelencia. Los más puristas, enamorados de los espacios urbanos y transgresores se enamorarán de esta estética vanguardista y sin complejos.

A colour synonymous with cement. Rebels and urbanites will fall in love with its bold modern design.









collection **GRUNGE AS 90x90** — GREY





collection **GRUNGE 32x90** — **GREY**





collection **GRUNGE 32x90** — GREY  
**GRUNGE PEAK 32x90** — GREY



collection **GRUNGE FLOOR AS 60x60** — GREY








collection **GRUNGE DECOR 25x75** \_\_\_\_\_ **GREY**




collection **GRUNGE FLOOR AS 30x60** \_\_\_\_\_ **GREY**  
collection **GRUNGE FLOOR AS 30x60** \_\_\_\_\_ **GREY**





collection **GRUNGE DECOR 25x75** \_\_\_\_ **GREY**



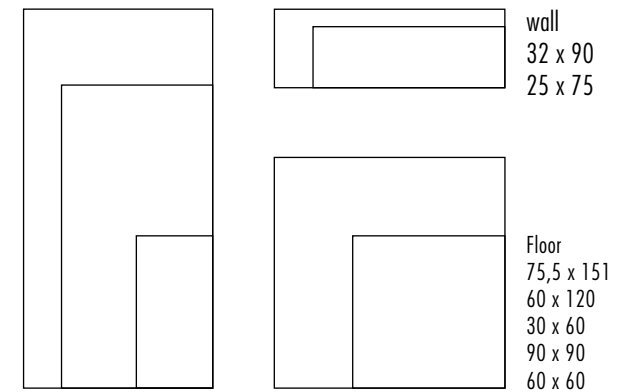




## GRUNGE ANTHRACITE

Para los más modernos tenemos la opción Anthracite. Generamos espacios elegantes y actuales que no dejan indiferente a nadie.

A colour for more modern souls, perfect for creating stylish up-to-the-minute settings designed to draw all eyes.







collection **WALL GRUNGE 25x75** \_\_\_\_ **GREY**  
collection **WALL GRUNGE DECOR 25x75** \_\_\_\_ **GREY**



collection **GRUNGE AS 60x120** \_\_\_\_ **ANTHRACITE**





D. GRUNGE HEXA AS 28,3x29,4 — ANTHRACITE








**WHITE**




**BEIGE**



**GREY**




**ANTHRACITE**



15 patterns

90 \* 90 \* 1 cm | 36 \* 36"


RECTIFIED	ANTISLIP SOFT BN90
ANTHRACITE	27424
BEIGE	27425
GREY	27426
WHITE	27427



30 patterns

60 \* 60 \* 1 cm | 24 \* 24"


RECTIFIED	ANTISLIP SOFT BN88
ANTHRACITE	27409
BEIGE	27410
GREY	27411
WHITE	27408



15 patterns

75,5 \* 151 \* 1,1 cm | 30 \* 59"


RECTIFIED	ANTISLIP SOFT BN119
ANTHRACITE	27432
BEIGE	27433
GREY	27434
WHITE	27435



15 patterns

60 \* 120 \* 1 cm | 24 \* 48"

RECTIFIED	ANTISLIP SOFT BN116
ANTHRACITE	27400
BEIGE	27401
GREY	27402
WHITE	27399

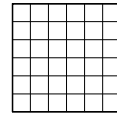


60 patterns

30 \* 60 \* 1 cm | 12 \* 24"

RECTIFIED	ANTISLIP SOFT BN107
ANTHRACITE	27405
BEIGE	27406
GREY	27407
WHITE	27403



**D. GRUNGE MOSAIC**



30 \* 30 cm | 12 \* 12"

NO RECTIFIED	ANTISLIP SOFT P37
ANTHRACITE	27603
BEIGE	27605
GREY	27606
WHITE	27607

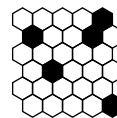
**D. GRUNGE SPAC**



30 \* 30 cm | 12 \* 12"

NO RECTIFIED	ANTISLIP SOFT P58
ANTHRACITE	27608
BEIGE	27609
GREY	27610
WHITE	27611

**D. GRUNGE HEXA**



28,3 \* 29,4 cm | 12 \* 12"

NO RECTIFIED	ANTISLIP SOFT P60
ANTHRACITE	27956
BEIGE	27957
GREY	27958
WHITE	27959

26805 ALUMINIO/60/MAT \_ 60 \* 0,5 cm | 24 \* 0,2" \_ P32



26200 ALUMINIO/90/MAT \_ 90 \* 0,5 cm | 35 \* 0,2" \_ P39

26201 L. GOLDEN/MAT/90 \_ 90 \* 0,5 cm | 35 \* 0,2" \_ P39

20347 L. IRON ANTHRACITE \_ 1,5 \* 90 cm | 0,6 \* 36" \_ P38

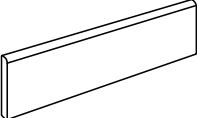
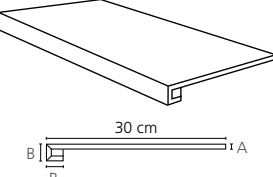
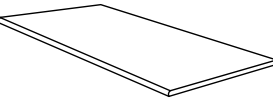

20348 L. IRON MOCCHA \_ 1,5 \* 90 cm | 0,6 \* 36" \_ P38

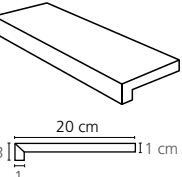
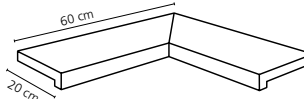
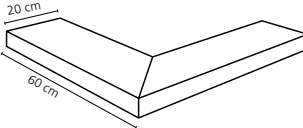
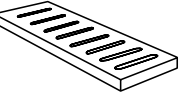
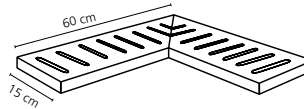



CARACTERÍSTICAS TÉCNICAS   TECHNICAL CHARACTERISTICS						
joint 	frost proof 	versatile 	full body 	diferent shades 	shade variation 	various graphics 

CARACTERÍSTICAS TÉCNICAS ANTIDESLIZAMIENTO   ANTI-SLIP CHARACTERISTICS		
Ensayo   Essay	Características   Features	Resultado   Result
DIN 51130	Ángulo crítico (Pies calzados)   Critical angle (footwear)	R11
DIN 51097	Ángulo crítico (Pies descalzos)   Critical angle (Wet loaded barefoot)	-
BS 7976-2	Antideslizamiento (Test del péndulo)   Slip resistance (Pendulum test-PTV)	+36 Wet
UNE-ENV 12633	Antideslizamiento (Test del péndulo)   Slip resistance (Pendulum test)	Class 3
ANSI A.1371	Coefficiente de Fricción Dinámico   Dynamic Coefficient of Friction (DCOF)	> 0,42 Wet
ISO 10545-6	Resistencia a la abrasión profunda   Resistance to Deep Abrasion	< 175 mm <sup>3</sup>


EMBALAJE   PACKING									
(Los pesos aquí reflejados pueden sufrir ligeras variaciones en función del lote de producción. Weights shown here may slightly vary depending on the production lot.)									
Formato   Sizes	Cajas   Boxes			Pallet				Cont./20' 21500 kg.	Cont./20' 24000 kg.
cm	Piezas	m <sup>2</sup>   sq. m	kg	Cajas	m <sup>2</sup>   sq. m	kg	Tamaño cm aprox.	m <sup>2</sup>   sq. m	m <sup>2</sup>   sq. m
30 * 60 * 1	6	1,08	24,30	48	51,84	1190	120 * 80 * 75	936,61	1045,51
60 * 120 * 1	2	1,44	33,18	27	38,88	920	120 * 80 * 75	908,61	1014,26
60 * 60 * 1	3	1,08	24,30	36	38,88	899	120 * 80 * 75	929,83	1037,95
90 * 90 * 1	2	1,62	37,96	22	35,64	860	105 * 95 * 75	891	994,60
inch	Units	ft <sup>2</sup>	lb	Boxes	ft <sup>2</sup>	lb	Sizes inch approx.	ft <sup>2</sup>	ft <sup>2</sup>
11 13/16 * 23 5/8 * 3/8	6	11,63	53,57	48	558,01	2623,95	41 5/16 * 31 1/2 * 29 1/2	10081,62	11253,90
23 5/8 * 47 1/4 * 3/8	2	15,50	73,16	27	418,50	2028,60	41 5/16 * 31 1/2 * 29 1/2	9780,26	10917,50
23 5/8 * 23 5/8 * 3/8	3	11,63	53,59	36	418,50	1982,30	41 5/16 * 31 1/2 * 29 1/2	10008,72	11172,53
35 7/16 * 35 7/16 * 3/8	2	17,44	83,70	22	383,63	1896,30	41 5/16 * 37 3/8 * 29 1/2	9590,72	10705,92
Formato   Sizes	Cajas   Boxes			Pallet				Cont./20' (17 pallets)	
cm	Piezas	m <sup>2</sup>   sq. m	kg	Cajas	m <sup>2</sup>   sq. m	kg	Tamaño cm aprox.	m <sup>2</sup>   sq. m	kg
75,5 * 151 * 1,1	1	1,14	28,88	40	45,60	1200	160 * 92 * 76	775,20	20400,00
inch	Units	ft <sup>2</sup>	lb	Boxes	ft <sup>2</sup>	lb	Sizes inch approx.	ft <sup>2</sup>	lb
29 3/4 * 59 7/16 * 7/16	1	12,27	63,67	40	490,84	2646	47 1/4 * 31 1/2 * 29 15/16	8344,18	44982,00

PIEZA COMPLEMENTARIA   COMPLEMENTARY PIECE			
Rodapie Skirting 	Peldaño técnico Technical stair - thread 	Peldaño romo Rounded stair - thread 	*S.K.I. *S.K.D. *Z.R.I. *Z.R.D. 
8 * 60 cm   3 * 24" <b>P13</b> 8 * 90 cm   3 * 36" <b>P44</b>	30 * 60 cm   12 * 24" <b>P54</b> 30 * 90 cm   12 * 36" <b>P76</b> 30 * 120 cm   12 * 48" <b>P75</b> <i>A= 1 cm B= 3 cm</i>  30 * 75,5 cm   12 * 24" <b>P70</b> 30 * 151 cm   12 * 24" <b>P80</b> <i>A= 1,1 cm B= 3,3 cm</i>	30 * 60 cm   12 * 24" <b>P64</b> 30 * 90 cm   12 * 36" <b>P61</b> 30 * 120 cm   12 * 48" <b>P77</b> 30 * 75,5 cm   12 * 24" <b>P78</b> 30 * 151 cm   12 * 24" <b>P54</b>	8 * 30 cm   3 * 12" <b>P48</b> 8 * 30 cm   3 * 12" <b>P55</b>

PIEZA ESPECIAL PISCINA   SPECIAL PIECE POOL		
*Pedido mínimo 10 unidades   Minimum order 10 items		
Peldaño Vierteagua Pool Coping 	Peldaño vierteagua angulo Pool Coping internal corner 	Peldaño vierteagua esquina Pool Coping external corner 
20 * 60 cm   8 * 24" <b>P61</b>	20 * 60 cm   24 * 24" <b>P70</b> (PACK 2 units)	20 * 60 cm   24 * 24" <b>P70</b> (PACK 2 units)
Rejilla Drainage grate 	Angulo rejilla Angle corner drainage grate 	Taco rejilla Square corner drainage grate 
15 * 60 * 2,2 cm   6 * 24" <b>P54</b>	15 * 60 * 2,2 cm   24 * 24" <b>P75</b> (PACK 2 units)	15 * 15 * 2,2 cm   6 * 6" <b>P85</b>



32 \* 90 cm | 13 \* 36"



**WHITE**



**BEIGE**



**GREY**



**GRUNGE**




15 patterns

32 \* 90 \* 1,05 cm | 13 \* 36"

RECTIFIED	NATURAL BN29
WHITE	27490
BEIGE	27491
GREY	27492

**GRUNGE PEAK**




15 patterns

32 \* 90 \* 1,05 cm | 13 \* 36"

RECTIFIED	NATURAL BN36
WHITE	27497
BEIGE	27498
GREY	27496

**GRUNGE STRIPES**

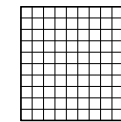


15 patterns

32 \* 90 \* 1,05 cm | 13 \* 36"

RECTIFIED	NATURAL BN36
WHITE	27495
BEIGE	27493
GREY	27494

**D. GRUNGE WALL MOSAIC**



30 \* 30 cm | 12 \* 12"

NO RECTIFIED	NATURAL P44
WHITE	27612
BEIGE	27613
GREY	27614

**D. GRUNGE BRICK**



30 \* 32 cm | 12 \* 13"

NO RECTIFIED	NATURAL P56
WHITE	27967
BEIGE	27962
GREY	27966

07021 ACERO/90 \_ 1,5 \* 90 cm | 0,6 \* 36 \_ **P30**

07605 ALUMINIO/90 \_ 0,5 \* 90 cm | 0,2 \* 36 \_ **P39**

20347 L. IRON ANTHRACITE \_ 1,5 \* 90 cm | 0,6 \* 36" \_ **P38**

20348 L. IRON MOCCHA \_ 1,5 \* 90 cm | 0,6 \* 36" \_ **P38**

**CARACTERÍSTICAS TÉCNICAS | TECHNICAL CHARACTERISTICS**

joint 	wall tiles 	matt 	diferent shades 	shade variation 	various graphics 
--	---	---	--	--	---


**EMBALAJE | PACKING**

(Los pesos aquí reflejados pueden sufrir ligeras variaciones en función del lote de producción. Weights shown here may slightly vary depending on the production lot.)

Formato   Sizes	Cajas   Boxes			Pallet				Cont./20' 21500 kg.	Cont./20' 24000 kg.
	Piezas	m2/ sq.m	kg	Cajas	m2/ sq.m	kg	Tamaño cm aprox.	m2/ sq.m	m2/ sq.m
cm									
32 * 90 * 1,05	4	1,15	20,90	56	64,40	1194	120 * 80 * 105	1159,63	1294,47
inch									
12 5/8 * 35 7/16 * 7/16	4	12,38	46,08	56	693,20	2632,77	47 1/4 * 31 1/2 * 41 5/16	12482,27	13933,70



25 \* 75 cm | 10 \* 30"



**WHITE**



**BEIGE**



**GREY**



**GRUNGE**




20 patterns

25 \* 75 \* 1,05 cm | 10 \* 30"

NO RECTIFIED	NATURAL BN16
WHITE	27156
BEIGE	27158
GREY	27157


**D. GRUNGE WALL MOSAIC**



30 \* 30 cm | 12 \* 12"

NO RECTIFIED	NATURAL P44
WHITE	27612
BEIGE	27613
GREY	27614

**GRUNGE DECOR**

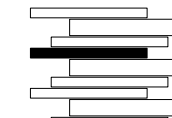


7 patterns

25 \* 75 \* 1,05 cm | 10 \* 30"

NO RECTIFIED	NATURAL BN20
WHITE	27161
BEIGE	27159
GREY	27160

**D. GRUNGE BRICK**



30 \* 32 cm | 12 \* 13"

NO RECTIFIED	NATURAL P56
WHITE	27967
BEIGE	27962
GREY	27966

11899 ALUMINIO/75 \_ 0,5 \* 75 cm | 0,2 \* 30" \_ P36

20345 L. IRON SNUFF \_ 1 \* 75 cm | 0,4 \* 30" \_ P35

20346 L. IRON NATURAL \_ 1 \* 75 cm | 0,4 \* 30" \_ P35

**CARACTERÍSTICAS TÉCNICAS | TECHNICAL CHARACTERISTICS**

joint 	wall tiles 	matt 	diferent shades 	shade variation 	various graphics 
-----------	----------------	----------	---------------------	---------------------	----------------------

**EMBALAJE | PACKING**

(Los pesos aquí reflejados pueden sufrir ligeras variaciones en función del lote de producción. Weights shown here may slightly vary depending on the production lot.)

Formato   Sizes	Cajas   Boxes			Pallet				Cont./20' 21500 kg.	Cont./20' 24000 kg.
	Piezas	m2/ sq.m	kg	Cajas	m2/ sq.m	kg	Tamaño cm aprox.	m2/ sq.m	m2/ sq.m
cm									
25 * 75 * 1,05	7	1,31	24,70	42	55,02	1061	120 * 80 * 90	1114,92	1244,56
inch	units	ft2	lb	Boxes	ft2	lb	Sizes Inch approx.	ft2	ft2
9 13/16 * 29 1/2 * 7/16	7	14,10	54,46	42	592,24	2339,51	47 1/4 * 31 1/2 * 35 7/16	12001,00	13396,46





[peronda.com](http://peronda.com)

Av. Manuel Escobedo, 26 \_ P.O Box 51  
12200 **Onda (Castellón)** España

964 602 012 \_ f. 964 600 361 \_ f. exportación (+34) 964 771 162