



Pure

White body wall tiles

Set UP-S Pure-W_100



Pure

White body wall tiles

Pure Decor Alex White_25*75



Pure White Decor Smith_25*75 Pure White_25*75
Mila Cold_60*60 SF



Pure

White body wall tiles

Pure Geometric_100 Aspen Sand_19,5*121,5



Pure

White body wall tiles

Otlet-W




Fiber-W Fiber-G

Pure

White body wall tiles

40 * 120 cm | 16 * 48"

33,3 * 100 cm | 13 * 39"




PURE W

PURE



40 * 120 * 0,7 cm | 16 * 48"

RECTIFIED	NATURAL
	BN101
W	23378



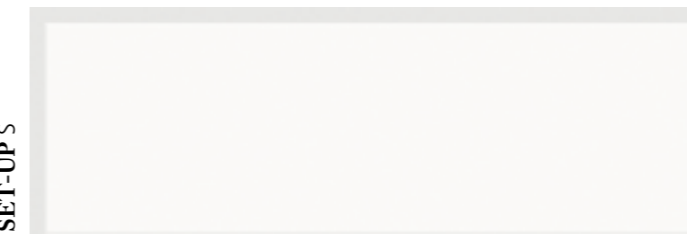
PURE Prism

PURE PRISM




40 * 120 * 0,86 cm | 16 * 48"


RECTIFIED	NATURAL
	BN102
W	23377



SET-UP S



PURE Geometric



PURE Striped



D.PURE | Waves

PURE




33,3 * 100 * 0,7 cm | 13 * 39"

RECTIFIED	NATURAL
	BN65
W	20586



15,5 * 100 * 0,7 cm | 3,9 * 39"

RECTIFIED	NATURAL
	BN105
W	23824



8 * 33,3 * 0,7 cm | 3 * 13"

RECTIFIED	NATURAL
	BN106
W	23827

SET UP



33,3 * 100 * 0,7 cm | 13 * 39"

RECTIFIED	NATURAL
	BN66
S	21364

PURE GEOMETRIC



33,3 * 100 * 0,86 cm | 13 * 39"

RECTIFIED	NATURAL
	BN66
PURE GEOMETRIC	23168

PURE STRIPED



33,3 * 100 * 0,7 cm | 13 * 39"

RECTIFIED	NATURAL
	BN66
PURE STRIPED	23169

* D.PURE WAVES



33,3 * 100 * 0,7 cm | 13 * 39"

RECTIFIED	NATURAL
	P85
D. PURE WAVES	22334



22303 ALUMINIO/100/MAT _ 100*0,5 cm | 39 * 0,2" _ P42



26153 L. GOLDEN/MAT/100 _ 100 * 0,5 cm | 39 * 0,2" _ P42

* No se aconseja su uso en zonas con presencia de vapor. | Not suitable for environments where water vapour is present.

CARACTERÍSTICAS TÉCNICAS | TECHNICAL CHARACTERISTICS

joint	wall tiles	matt	thickness

EMBALAJE | PACKING

Formato Sizes	Cajas Boxes			Pallet			Cont./20' 21500 kg.	Cont./20' 24000 kg.	
	Piezas	m ² / sq.m	kg	Cajas	m ² / sq.m	kg			Tamaño cm aprox.
cm									
40 * 120 * 0,7	5	2,36	27,50	20	47,20	574	120 * 75 * 54	1767,94	1973,52
inch	Units	ft ²	lb	Boxes	ft ²	lb	Sizes inch approx.	ft ²	ft ²
15 9/16 * 46 15/16 * 1/4	5	25,40	60,64	20	508,06	1265,67	47 1/4 * 29 1/2 * 21 1/4	19030,15	21242,96

CARACTERÍSTICAS TÉCNICAS | TECHNICAL CHARACTERISTICS

joint	wall tiles	matt	thickness

EMBALAJE | PACKING


Formato Sizes	Cajas Boxes			Pallet			Cont./20' 21500 kg.	Cont./20' 24000 kg.	
	Piezas	m ² / sq.m	kg	Cajas	m ² / sq.m	kg			Tamaño cm aprox.
cm									
33,3 * 100 * 0,7	6	2	26,60	24	48	663	118 * 110 * 48	1556,56	1737,56
inch	units	ft ²	lb	Boxes	ft ²	lb	Sizes Inch approx.	ft ²	ft ²
13 1/8 * 39 3/8 * 1/4	6	21,53	58,65	24	516,67	1461,92	46 7/16 * 43 5/16 * 18 7/8	16754,82	18703,06

(Los pesos aquí reflejados pueden sufrir ligeras variaciones en función del lote de producción. Weights shown here may slightly vary depending on the production lot.)

Pure

White body wall tiles

32 * 90 cm | 13 * 36"



PURE W

PURE



32 * 90 * 1,05 cm | 13 * 36"

RECTIFIED	NATURAL
	BN29

W 16159

33 * 91 * 1,05 cm | 13 * 36"



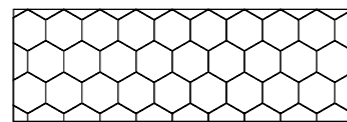
NO RECTIFIED	NATURAL
	BN21

W 16150



MAZE W

MAZE



32 * 90 * 1,05 cm | 13 * 36"

RECTIFIED	NATURAL
	BN36

W 16158

33 * 91 * 1,05 cm | 13 * 36"



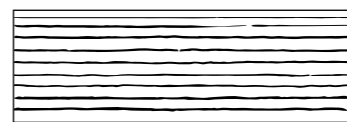
NO RECTIFIED	NATURAL
	BN25

W 16152



LINOC W

LINOC



32 * 90 * 1,05 cm | 13 * 36"

RECTIFIED	NATURAL
	BN36

W 18157

33 * 91 * 1,05 cm | 13 * 36"



NO RECTIFIED	NATURAL
	BN25

W 18154



OTLET W

OTLET



32 * 90 * 1,05 cm | 13 * 36"

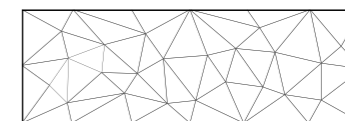
RECTIFIED	NATURAL
	BN36

W 18159



FIBER W

FIBER



32 * 90 * 1,05 cm | 13 * 36"

RECTIFIED	NATURAL
	BN36

W 16161

G 16160

33 * 91 * 1,05 cm | 13 * 36"



NO RECTIFIED	NATURAL
	BN25

W 16153

G 16151



FIBER G



20347 L. IRON ANTHRACITE _ 1,5 * 90 cm | 0,6 * 36" _ P38



20348 L. IRON MOCCHA _ 1,5 * 90 cm | 0,6 * 36" _ P38



07021 ACERO/90 _ 1,5 * 90 cm | 0,6 * 36" _ P30



07605 ALUMINIO/90 _ 0,5 * 90 cm | 0,2 * 36" _ P39

CARACTERÍSTICAS TÉCNICAS | TECHNICAL CHARACTERISTICS

joint	wall tiles	matt

EMBALAJE | PACKING

Formato Sizes	Cajas Boxes			Pallet			Tamaño cm aprox.	Cont./20' 21500 kg.	Cont./20' 24000 kg.
	Piezas	m2/ sq.m	kg	Cajas	m2/ sq.m	kg			
cm									
32 * 90 * 1,05	4	1,15	20,90	56	64,40	1194	120 * 80 * 105	1159,63	1294,47
33 * 91 * 1,05	4	1,20	21,80	51	61,20	1136	120 * 80 * 106	1158,27	1292,96
inch	Units	ft2	lb	Boxes	ft2	lb	Sizes inch approx.	ft2	ft2
12 5/8 * 35 7/16 * 7/16	4	12,38	46,08	56	693,20	2632,77	47 1/4 * 31 1/2 * 41 5/16	12482,27	13933,70
13 * 35 13/16 * 7/16	4	12,92	48,07	51	658,76	2504,88	47 1/4 * 31 1/2 * 41 3/4	12467,67	13917,40


(Los pesos aquí reflejados pueden sufrir ligeras variaciones en función del lote de producción. Weights shown here may slightly vary depending on the production lot.)

Pure

White body wall tiles

25 * 75 cm | 10 * 30"

PURE White




PURE



25 * 75 * 1,05 cm | 10 * 30"

NO RECTIFIED	NATURAL
	BN16
WHITE	21786
SILVER	23171

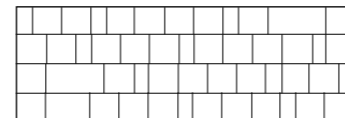
PURE Silver



PURE White | Decor Smith



PURE DECOR SMITH




25 * 75 * 1,05 cm | 10 * 30"

NO RECTIFIED	NATURAL
	BN20
WHITE	21788
SILVER	23174


PURE Silver | Decor Smith



PURE White | Decor Alex




PURE DECOR ALEX



25 * 75 * 1,05 cm | 10 * 30"

NO RECTIFIED	NATURAL
	BN20
WHITE	21787

D.PURE MOSAIC



30 * 30 cm | 12 * 12"

NO RECTIFIED	NATURAL
	P64
D. PURE MOSAIC	22332



20345 L. IRON SNUFF _ 1 * 75 cm | 0,4 * 30" _ P35

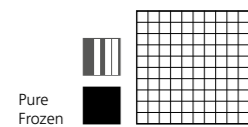


20346 L. IRON NATURAL _ 1 * 75 cm | 0,4 * 30" _ P35



11899 ALUMINIO/75 _ 0,5 * 75 cm | 0,2 * 30" _ P36

D.WHITE MIX MOSAIC

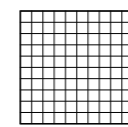


30 * 30 cm | 12 * 12"

NO RECTIFIED	NATURAL
	P44
D.WHITE MIX MOSAIC	22615

Pure Frozen

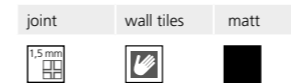
D. PURE MOSAIC



30 * 30 cm | 12 * 12"

NO RECTIFIED	NATURAL
	P44
SILVER	23531

CARACTERÍSTICAS TÉCNICAS | TECHNICAL CHARACTERISTICS



EMBALAJE | PACKING

(Los pesos aquí reflejados pueden sufrir ligeras variaciones en función del lote de producción. Weights shown here may slightly vary depending on the production lot.)

Formato Sizes	Cajas Boxes			Pallet			Tamaño cm aprox.	Cont./20' 21500 kg.	Cont./20' 24000 kg.
	Piezas	m2/ sq.m	kg	Cajas	m2/ sq.m	kg			
cm									
25 * 75 * 1,05	7	1,31	23,58	42	55,02	1014	120 * 80 * 90	1166,60	1302,25
inch	Units	ft2	lb	Boxes	ft2	lb	Sizes inch approx.	ft2	ft2
9 13/16 * 29 1/2 * 7/16	7	14,10	51,99	42	592,24	2235,87	47 1/4 * 31 1/2 * 35 7/16	12557,26	14017,40